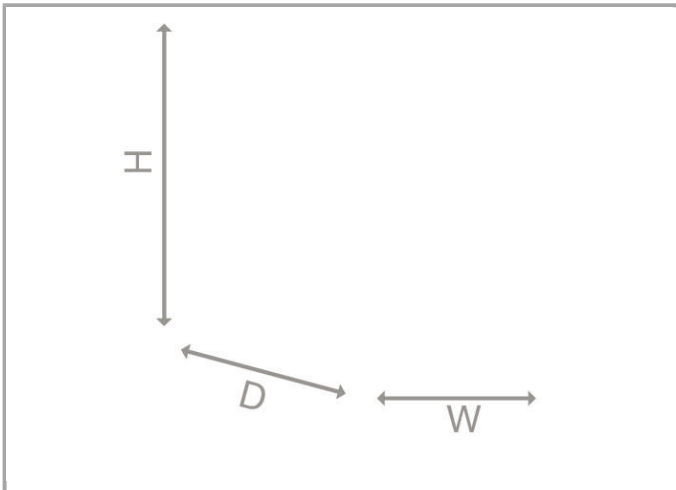
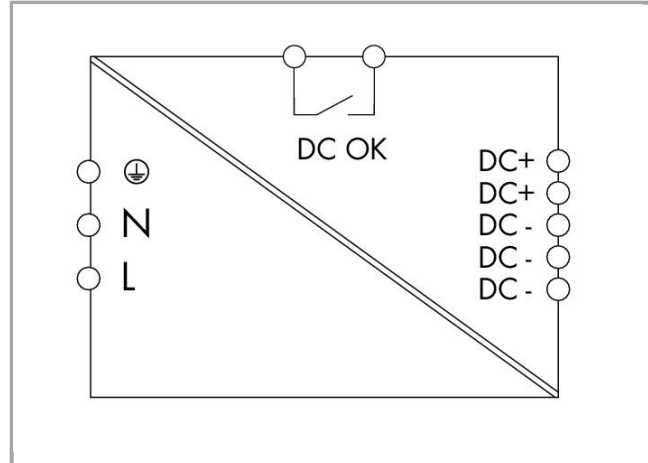


# Data sheet | Item number: 787-734

Switched-mode power supply; Eco; 1-phase; 24 VDC output voltage; 20 A output current; 6,00 mm<sup>2</sup>



787-734



## Item description

### Features:

- Natural convection cooling when horizontally mounted
- Enclosed for use in control cabinets



- Fast and tool-free termination via lever-actuated terminal blocks
- Bounce-free switching signal (DC OK) via optocoupler
- Parallel operation
- Electrically isolated output voltage (SELV) per UL 60950-1; PELV per EN 60204

## Data

### Technical Data

#### Input

Phases	1
Nominal input voltage $U_{i\text{ nom}}$	AC 110 240 V
Input voltage range	AC 85 264 V; DC 130 373 V
Nominal mains frequency range	47 63 Hz; 0 Hz
Input current $I_i$	$\leq 3$ A (230 VAC); $\leq 6.3$ A (115 VAC)
Discharge current	$\leq 2$ mA
Inrush current	$\leq 30$ A
Power factor	$\geq 0.94$ (230 VAC); $\geq 0.98$ (115 VAC)
Power factor correction (PFC)	Active
Mains failure hold-up time	$\geq 20$ ms (230 VAC)

#### Output

Nominal output voltage $U_{o\text{ nom}}$	DC 24 V (SELV)
Output voltage range	DC 22 28 V (adjustable)
Factory preset	DC 24 V
Nominal output current $I_{o\text{ nom}}$	20 A (24 VDC)
Nominal output power	480 W
Adjustment accuracy	$\leq 1$ %
Residual ripple	$\leq 100$ mV (peak-to-peak)
Overload behavior	Constant power (in overload range: $1.15 \text{ } 1.4 \times I_{o\text{ nom}}$ ); shutdown and automatic restart in the event of a short circuit

#### Signaling and communication

Signaling	1 x LED DC OK (green) 1 x LED overload (red) 1 x signal output DC OK (optocoupler as make contact; max. 31.2 V, 20 mA)
Operation status indicator	LED green (24 VDC OK) LED red (overload)

**Efficiency/Power losses:**

Power loss $P_v$	$\leq 65$ W (230 VAC; nominal load)
Max. power loss $P_{v \max}$	107 W (110 VAC / 24 VDC; 23 A)
Efficiency (typ.)	90 %

**Fuse protection:**

Internal fuse	T 10 A / 250 VAC
External fuse (required)	an external DC fuse required for DC input voltage
External fuse (recommended)	Circuit breakers 10 A, 16 A, characteristic: B or C

**Safety and protection:**

Insulation voltage (PRI-SEC)	DC 4.242 kV
Isolation voltage (PRI-GND)	DC 2.2 kV
Insulation voltage (SEC-GND)	DC 0.7 kV
Insulation voltage (SEC-Signal)	DC 0.7 kV
Protection class	I
Protection class	IP20 (per EN 60529)
Feedback voltage	$\leq$ DC 29 V
Overvoltage category	II
Transient protection, primary	Varistor
Short circuit protection	Yes
No-load proof	Yes
Parallel operation	Yes
Series connection	Yes
MTBF	$> 250,000$ h (per IEC 61709)

**Connection data**

Connection type (1)	Input/Signaling
Connection technology	Push-in CAGE CLAMP®
WAGO terminal	WAGO 2706 Series
Solid conductor	0.5 6 mm <sup>2</sup> / 20 10 AWG
Fine-stranded conductor	0.5 6 mm <sup>2</sup> / 20 10 AWG
Strip length	11 12 mm / 0.43 0.47 inch
Connection type (2)	Output
Connection technology 2	Push-in CAGE CLAMP®
WAGO terminal 2	WAGO 2716 Series
Solid conductor (2)	1.5 16 mm <sup>2</sup> / 16 6 AWG
Fine-stranded conductor (2)	1.5 16 mm <sup>2</sup> / 16 6 AWG

Strip length (2)	12	13 mm / 0.47	0.51 inch
------------------	----	--------------	-----------

### Geometrical Data

Width	115 mm / 4.528 inch
Height	136 mm / 5.354 inch
Length from upper-edge of DIN-35 rail	144 mm / 5.669 inch

### Mechanical data

Type of mounting	DIN-35 rail (EN 60715)
------------------	------------------------

### Material Data

Weight	2120 g
--------	--------

### Environmental Requirements

Surrounding air (operating) temperature	-25 70 °C
Surrounding air (storage) temperature	-25 85 °C
Relative humidity	≤ 95% (no condensation permissible)
Derating	See instruction manual
Pollution degree	2
Climatic category	3K3 (per EN 60721)

### Standards and specifications

Conformity marking	CE
Standards/specifications	EN 62368-1; EN 61204-3; EN 61000-6-2; EN 61000-6-3; UL 60950-1; UL 508

### Commercial data

Product Group	6 (Interface Electronics)
Country of origin	CN
GTIN	4050821495291
Customs Tariff No.	85044082900

### Approvals / Certificates

#### UL-Approvals

Logo	Approval	Additional Approval Text	Certificate name
	UL Underwriters Laboratories Inc.	UL 60950-1	E255815


















UL  
Underwriters Laboratories Inc.















UL 508

E255817

## Compatible products

## ferrule

	<b>Item no.: 216-201</b> Ferrule; Sleeve for 0.5 mm <sup>2</sup> / 20 AWG; insulated; electro-tin plated; white	216-201
	<b>Item no.: 216-202</b> Ferrule; Sleeve for 0.75 mm <sup>2</sup> / 18 AWG; insulated; electro-tin plated; gray	216-202
	<b>Item no.: 216-203</b> Ferrule; Sleeve for 1 mm <sup>2</sup> / AWG 18; insulated; electro-tin plated; red	216-203
	<b>Item no.: 216-204</b> Ferrule; Sleeve for 1.5 mm <sup>2</sup> / AWG 16; insulated; electro-tin plated; black	216-204
	<b>Item no.: 216-205</b> Ferrule; Sleeve for 2.08 mm <sup>2</sup> / AWG 14; insulated; electro-tin plated; yellow	216-205
	<b>Item no.: 216-206</b> Ferrule; Sleeve for 2.5 mm <sup>2</sup> / AWG 14; insulated; electro-tin plated; blue	216-206
	<b>Item no.: 216-207</b> Ferrule; Sleeve for 4 mm <sup>2</sup> / AWG 12; insulated; electro-tin plated; gray	216-207
	<b>Item no.: 216-208</b> Ferrule; Sleeve for 6 mm <sup>2</sup> / AWG 10; insulated; electro-tin plated; electrolytic copper; gastight crimped; acc. to DIN 46228, Part 4/09.90; yellow	216-208
	<b>Item no.: 216-209</b> Ferrule; Sleeve for 10 mm <sup>2</sup> / AWG 8; insulated; electro-tin plated; red	216-209
	<b>Item no.: 216-221</b> Ferrule; Sleeve for 0.5 mm <sup>2</sup> / 20 AWG; insulated; electro-tin plated; white	216-221
	<b>Item no.: 216-222</b> Ferrule; Sleeve for 0.75 mm <sup>2</sup> / 18 AWG; insulated; electro-tin plated; gray	216-222
	<b>Item no.: 216-223</b> Ferrule; Sleeve for 1 mm <sup>2</sup> / AWG 18; insulated; electro-tin plated; red	216-223
	<b>Item no.: 216-224</b> Ferrule; Sleeve for 1.5 mm <sup>2</sup> / AWG 16; insulated; electro-tin plated; black	216-224
	<b>Item no.: 216-241</b> Ferrule; Sleeve for 0.5 mm <sup>2</sup> / 20 AWG; insulated; electro-tin plated; electrolytic copper; gastight crimped; acc. to DIN 46228, Part 4/09.90; white	216-241
	<b>Item no.: 216-242</b> Ferrule; Sleeve for 0.75 mm <sup>2</sup> / 18 AWG; insulated; electro-tin plated; electrolytic copper; gastight crimped; acc. to DIN 46228, Part 4/09.90; gray	216-242
	<b>Item no.: 216-243</b>	

	Ferrule; Sleeve for 1 mm <sup>2</sup> / AWG 18; insulated; electro-tin plated; electrolytic copper; gastight crimped; acc. to DIN 46228, Part 4/09.90; red	216-243
	<b>Item no.: 216-244</b>	
	Ferrule; Sleeve for 1.5 mm <sup>2</sup> / AWG 16; insulated; electro-tin plated; electrolytic copper; gastight crimped; acc. to DIN 46228, Part 4/09.90; black	216-244
	<b>Item no.: 216-246</b>	
	Ferrule; Sleeve for 2.5 mm <sup>2</sup> / AWG 14; insulated; electro-tin plated; electrolytic copper; gastight crimped; acc. to DIN 46228, Part 4/09.90; blue	216-246
	<b>Item no.: 216-262</b>	
	Ferrule; Sleeve for 0.75 mm <sup>2</sup> / 18 AWG; insulated; electro-tin plated; electrolytic copper; gastight crimped; acc. to DIN 46228, Part 4/09.90; gray	216-262
	<b>Item no.: 216-263</b>	
	Ferrule; Sleeve for 1 mm <sup>2</sup> / AWG 18; insulated; electro-tin plated; electrolytic copper; gastight crimped; acc. to DIN 46228, Part 4/09.90; red	216-263
	<b>Item no.: 216-264</b>	
	Ferrule; Sleeve for 1.5 mm <sup>2</sup> / AWG 16; insulated; electro-tin plated; electrolytic copper; gastight crimped; acc. to DIN 46228, Part 4/09.90; black	216-264
	<b>Item no.: 216-266</b>	
	Ferrule; Sleeve for 2.5 mm <sup>2</sup> / AWG 14; insulated; electro-tin plated; electrolytic copper; gastight crimped; acc. to DIN 46228, Part 4/09.90; blue	216-266
	<b>Item no.: 216-267</b>	
	Ferrule; Sleeve for 4 mm <sup>2</sup> / AWG 12; insulated; electro-tin plated; electrolytic copper; gastight crimped; acc. to DIN 46228, Part 4/09.90; gray	216-267
	<b>Item no.: 216-284</b>	
	Ferrule; Sleeve for 1.5 mm <sup>2</sup> / AWG 16; insulated; electro-tin plated; electrolytic copper; gastight crimped; acc. to DIN 46228, Part 4/09.90; black	216-284
	<b>Item no.: 216-286</b>	
	Ferrule; Sleeve for 2.5 mm <sup>2</sup> / AWG 14; insulated; electro-tin plated; electrolytic copper; gastight crimped; acc. to DIN 46228, Part 4/09.90; blue	216-286
	<b>Item no.: 216-287</b>	
	Ferrule; Sleeve for 4 mm <sup>2</sup> / AWG 12; insulated; electro-tin plated; electrolytic copper; gastight crimped; acc. to DIN 46228, Part 4/09.90; gray	216-287
	<b>Item no.: 216-288</b>	
	Ferrule; Sleeve for 6 mm <sup>2</sup> / AWG 10; insulated; electro-tin plated; electrolytic copper; gastight crimped; acc. to DIN 46228, Part 4/09.90; yellow	216-288
	<b>Item no.: 216-289</b>	
	Ferrule; Sleeve for 10 mm <sup>2</sup> / AWG 8; insulated; electro-tin plated; electrolytic copper; gastight crimped; acc. to DIN 46228, Part 4/09.90; red	216-289
<b>tools</b>		
	<b>Item no.: 210-769</b> SCREWDRIVER; green	210-769

## Downloads

## Documentation

## Bid Text

787-734	Jan 15, 2016	docx	Download
Netzgerät		21.8 kB	



**Instruction Leaflet**

Primär getaktete Stromversorgungen EPSITRON-ECO-Power DC 24 V, 20 A	V 1.4 Jul 15, 2019	pdf 530.9 kB	Download
------------------------------------------------------------------------	-----------------------	-----------------	----------

---

**Additional Information**

Disposal; Electrical and electronic equipment, Packaging	V 1.0.0	pdf 265.8 kB	Download
----------------------------------------------------------	---------	-----------------	----------

---

**CAD/CAE - Smart Data**

**CAD data**

3D Download 787-734		URL	Download
---------------------	--	-----	----------

---

**EPLAN**

EPLAN Data Portal			Download
-------------------	--	--	----------

---

**WSCAD**

WSCAD Universe			Download
----------------	--	--	----------

---

Subject to changes.

---